HOW TO SIGN UP FOR E-SGOIL STUDY SUPPORT

Learners are required to register for e-Sgoil study support webinars, which are accessed via Microsoft Teams on Glow.

The steps below will show you how to sign up and access the webinars. This process works for signing up for both the evening webinars and the Easter Study Support programme.

Make sure you are signed into Glow.

Your school will be able to help if you don't know your Glow details.

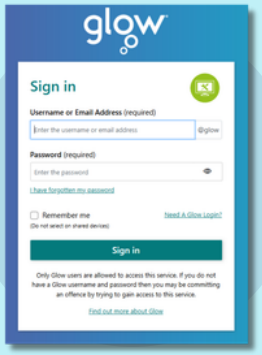

Visit the **e-Sgoil Evening Study Support webpage** or **Easter Study Support webpage**

Once you have read all the information on the page, click the link to register which will take you to a form to enable you to sign up for the webinars you wish to attend.

If you receive an error message please sign into Glow using a different browser or if using Google Chrome create a new profile.

Details of how to do this are contained in the Help Guide called **"How to access Glow and Teams"**

Once you have registered you will recieve a confirmation email into your Glow inbox and will be automatically added to the webinar teams you have signed up for.



Access the live webinars at the relevent times as stated on the timetable. You can also access all materials within the webinar teams on demand.





www.e-Sgoil.com

@eSgoil

National e-Learning Offer